

**Dissecting the Rhythmic Surface:  
Embodied Choreographic Syncopations in Rhythm Tap Dance**

Rachel Gain, University of North Texas, [rachelgain@my.unt.edu](mailto:rachelgain@my.unt.edu)

Texas Society for Music Theory, 44<sup>th</sup> Annual Conference: March 4<sup>th</sup>, 2022

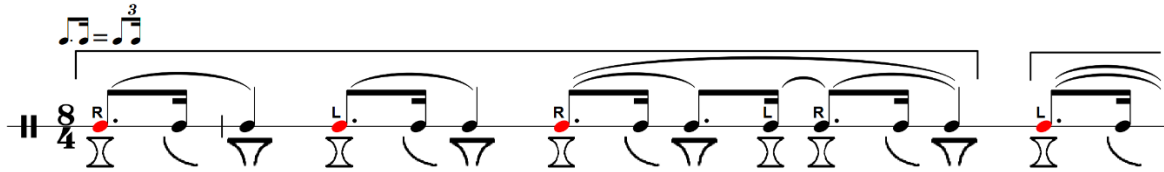
**Example 1:** Rhythmic transcription of Diane Walker's DC Tap Fest XI solo, 2:00–2:09.

<https://www.youtube.com/watch?v=L8mYLwFvCZg>

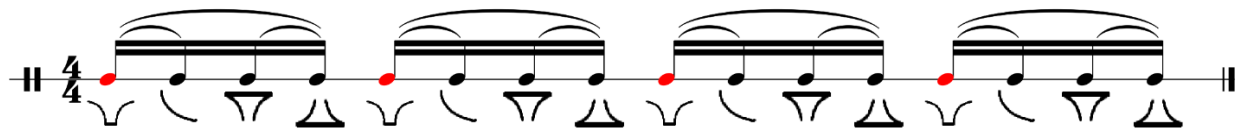
**Example 2:** Basic tap notation symbols (my own).

	Step (etc)		Brush		Flat scrape
	Heel		Spank		Outside edge scrape
	Stamp/ Stomp		Inside edge	Optional Diacritics Anchored by foot Anchored by floor	
	Dig		Outside edge		
	Knock		Scuff		

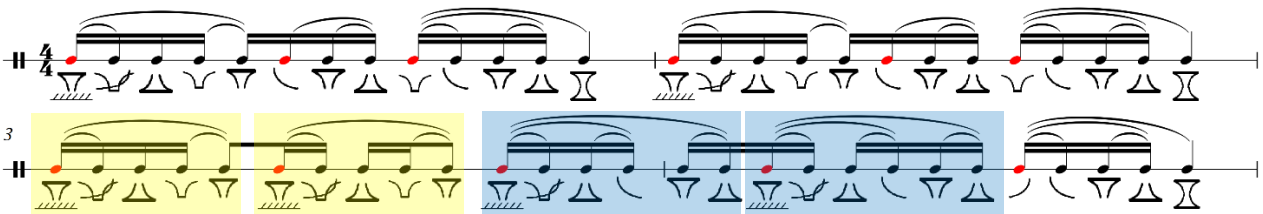
**Example 3:** Tap notation example: opening line of the *Shim Sham* routine. Slurs indicate step groupings (at various levels), red noteheads mark the beginning of larger step units, and brackets indicate musical phrasing. Symbols below the staff denote dance steps, and the “R” and “L” are extra, optional indicators for which foot is used.



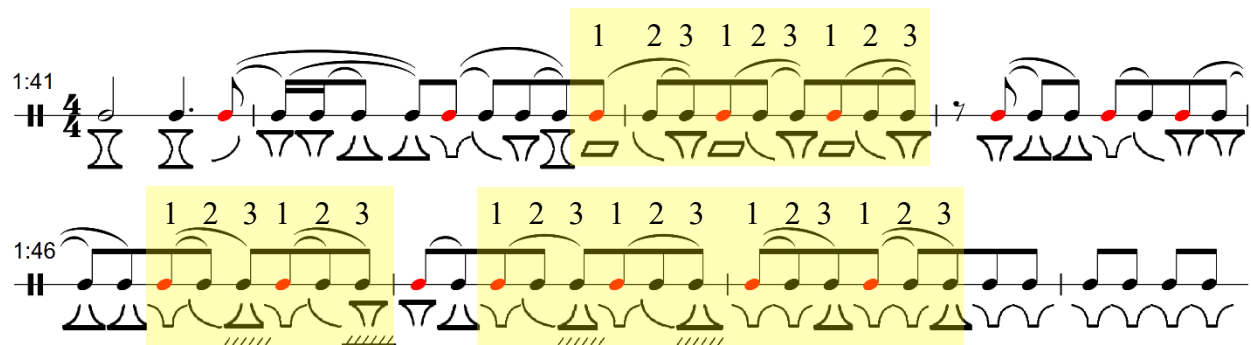
**Example 4:** Paradigmatic realization of “paradiddles” (dig-spank-step-heel).



**Example 5:** Sarah Reich “Riff Challenge”: grouping dissonance from dotted quarter-length step units. [https://www.instagram.com/reel/CZvSE\\_npEDF/](https://www.instagram.com/reel/CZvSE_npEDF/)



**Example 6:** Passage from Jason Samuels Smith performing with the Winard Harper Trio at the 2020 Richmond Folk Festival, 1:41–1:48: small-scale grouping dissonances from groups of three 8<sup>th</sup>s in simple time. [https://www.youtube.com/watch?v=wE\\_EWxCdl-g](https://www.youtube.com/watch?v=wE_EWxCdl-g)



**Example 7:** Sample additive figure (5+4+6 grouping—5-beat riff, paradiddle, 6-beat riff).

Musical notation for Example 7 in 4/4 time. The first measure contains a 5-beat riff (5br) starting with a red notehead. The second measure contains a paradiddle (pd). The third measure contains a 6-beat riff (6br) starting with a red notehead. The notation includes various drum symbols: triangles for snare and tom, and a hatched triangle for cymbal. Brackets group the notes into the specified patterns.

**Example 8:** Diane Walker's DC Tap Fest XI triplet solo, 2:03–2:09. Red noteheads mark the beginnings of step units and red text marks unit lengths, measured in triplet 8ths.

<https://www.youtube.com/watch?v=L8mYLwFvCZ>

Musical notation for Example 8 in 4/4 time, showing a triplet solo. The notation is divided into five measures with time signatures 2:03, 2:04, 2:06, 2:07, and 2:08. Red noteheads mark the beginning of step units, and red text below the notes indicates unit lengths in triplet 8ths. The notation includes various drum symbols: triangles for snare and tom, a hatched triangle for cymbal, and a solid black circle for a specific drum sound. Brackets group the notes into patterns like 'cr', 'pd', '5br', and '4br'.

- 2:03: cr (4), pd (4), pd (4)
- 2:04: 5, 5+1
- 2:06: pd (4), pd (4), 5
- 2:07: 4br (4+1), pd (4), pd (4)
- 2:08: 4